

Fact Sheet

Sparton Corporation (NYSE: SPA)

Now in its 117th year, is a provider of complex and sophisticated electromechanical devices with capabilities that include concept development, industrial design, manufacturing and design engineering, production, distribution, field service, and refurbishment. The primary markets served are Medical & Biotechnology, Military & Aerospace, and Industrial & Commercial. Headquartered in Schaumburg, IL, Sparton currently has thirteen manufacturing locations and engineering design centers worldwide.

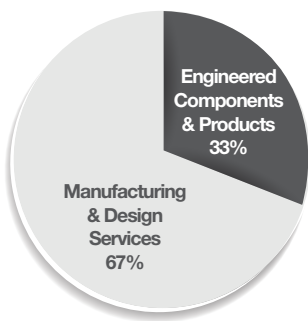
FINANCIAL DATA (as of September 8, 2016)

Stock Price	\$24.50
Shares Outstanding	9.8 million
Market Cap	\$240 million
Revenues (ttm)	\$419 million
Book Value per Share (mrq)	\$8.03
Fiscal Year End	July 3, 2016

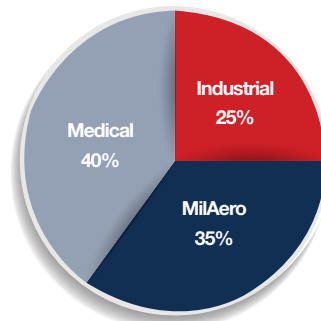
MANAGEMENT TEAM

Joseph Hartnett	Interim Chief Executive Officer
Joseph McCormack	SVP, Chief Financial Officer
Joseph Schneider	SVP, Sales and Marketing
Gordon Madlock	SVP, Operations
Steve Korwin	SVP, Quality Engineering
Chris Ratliff	VP, Information Technology

REVENUE BY SEGMENT & MARKET

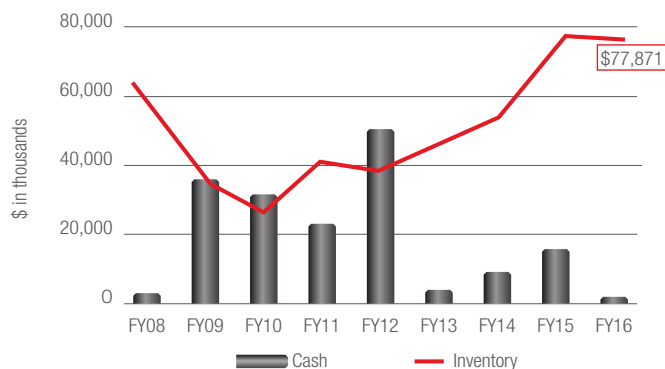


FY2016 by Reporting Segment

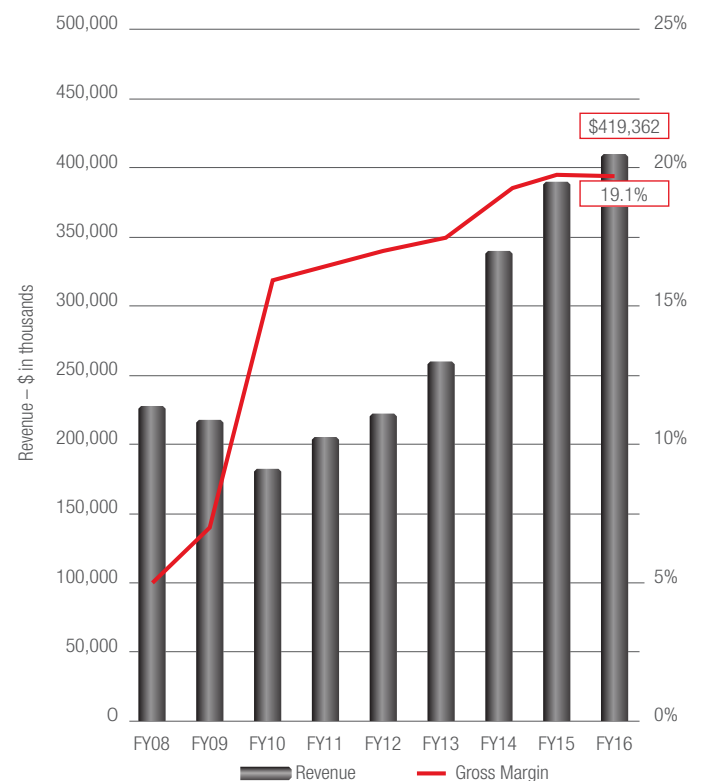


FY2016 by Market

FINANCIAL OVERVIEW



GROSS PROFIT TRENDS



REPORTING SEGMENTS

	Engineered Components & Products	Manufacturing & Design Services
Description	ECP represents the Company's manufacturing and design services where the Company owns the related intellectual property.	MDS represents the Company's contract manufacturing and design services where the customer owns the related IP.
Key Customers	U.S. Navy, BAE Systems, General Dynamics, DRS Technologies	Fresenius, Triumph, ASML, Raytheon, Trumpf, Starkey, Viasat
End Markets	Military & Aerospace; Industrial & Commercial	Medical & Biotechnology; Military & Aerospace; Industrial & Commercial

DEVELOPMENT AND MANUFACTURING



Sonobuoys



Ruggedized Flat-Panel Displays



Blood Separation



Circuit Board Assembly



Inertial Sensors

Adjusted & \$ in Thousands		
Statement of Operations	Fiscal Years	
	2016	2015
Revenues	\$419,362	\$382,125
Gross Margin	19.1%	19.6%
EBITDA Margin	8.0%	9.0%
Adj. Income per Share	\$ 1.56	\$ 1.74
Balance Sheet	July 3, 2016	June 30, 2015
Cash/Cash Equivalents	\$132	\$ 14,914
Working Capital	\$68,167	\$ 112,248
Total Assets	\$245,998	\$ 337,551
Shareholders Equity	\$78,628	\$ 116,879

Company Contact

Joe McCormack
 Sr. VP, Financial Officer
 425 N. Martingale Road, Suite 1000
 Schaumburg, IL 60173
 847-762-5800
 joe.mccormack@sparton.com
 www.sparton.com